






OLÉOFLOOR® NATURAL

HIGH PERFORMANCE OIL - MATT FINISH

Product description	<p>OLÉOFLOOR® NATURAL is a waterborne oil, enriched with vegetable oil and combined with polyurethane resins to give a hardwearing, natural rich matt finish to any wooden floor. Enhancing the natural beauty of the wood OLÉOFLOOR® NATURAL gives long lasting protection, while its excellent penetrating qualities means it nourishes the wood.</p> <p>Having superior chemical and water resistance OLÉOFLOOR® NATURAL is the perfect solution for kitchens and bathrooms, while being ideal for staircases, lounges and other similar rooms, where a natural finish is desired. Quick drying and easy to apply OLÉOFLOOR® NATURAL is the solution, where the quick turn round of a room is needed.</p>
Properties	<ul style="list-style-type: none"> • Waterborne oil - Environmentally friendly. • Non-yellowing. Pleasant odour. • Hardwearing - Enriched with vegetable oil, combined with modified polyurethane resins. • Heavy traffic formula - Hallways and kitchens. • Natural matt finish - Enhances and maintains the natural appearance of the wood. • Easy to apply. Quick drying. • Excellent penetration. Nourishes the wood. • Excellent resistance to abrasion and chemicals, including ammonia based products. • Water repellent - Ideal for bathrooms. • Does not require buffing or heavy and expensive application equipment. • Easy maintenance.
Basic uses	<ul style="list-style-type: none"> • All wooden floors, new and old including parquet flooring, veneered (engineered) flooring and staircases. • All soft and hardwoods including exotic hardwoods. • Floors previously finished with a solvent or waterborne oil.
Technical Data	<p>Finish: Matt.</p> <p>Vehicule type: Modified polyurethane resins.</p> <p>Solvent type: Water.</p> <p>Specific gravity (at +20°C): 1,028 ± 0,05.</p> <p>Physical state: Semi-fluid liquid.</p> <p>Solid content: 28% ± 2.</p> <p>Flammability: Not classified as flammable.</p> <p>Shelf life: 1 year minimum year in its unopened original packaging.</p> <p>Container size: 1L, 5L, 20L, 200L.</p> <p>Colour:</p> <div style="display: flex; justify-content: space-around; align-items: center;"> <div style="text-align: center;"> Natural</div> <div style="text-align: center;"> Antique White</div> <div style="text-align: center;"> Antique Grey</div> </div> <p>Drying (data at +20°C and 50% relative humidity):</p> <ul style="list-style-type: none"> • Dust dry: 30 minutes. • Touch dry: 1-2 hours. • Sandable: 4-6 hours. • Re-coat: 4-12 hours. • Normal use: 24 hours. • Intensive use: 2 weeks. • Final hardness: 2 weeks. <p>VOC: UE limit value for this product (cat. A/i): 140 g/l (2010). This product contains max. 10 g/l FOV.</p>
Application tools	<ul style="list-style-type: none"> • Short pile synthetic roller. • Synthetic brush. • Floor applicator pad - synthetic/microfibre. • Floor coater.
Good application practice	<ul style="list-style-type: none"> • Protect everything that does not have to be coated. • Remove all furniture and furnishings. • Compatible with wood that has previously been treated with TMU 84*. • Mix carefully before application. Do not shake. • Use as is. Do not dilute. • Do not apply at an ambient air and wood temperature of less than 10°C or greater than 25°C. • Only apply OLÉOFLOOR® NATURAL to wood surfaces whose moisture content is 15% or less. • If staining floor with PRIMAFLOOR®* apply only one application. • Do not sand between staining and finishing coat. • In all cases, comply with the applicable standards.

The information set out consists of purely illustrative and are not the responsibility of the manufacturer, the application of products not made under his supervision.

Surface preparation

GENERAL DIRECTIONS:

Surfaces must be dry, clean, free of dirt, grease and other surface contamination including previous coatings. OLÉOFLOOR® NATURAL can only be applied to bare wood surfaces or wood surfaces previously finished with OLÉOFLOOR® NATURAL or other wood flooring oils. ALL other finishes MUST be completely and thoroughly removed. Always clean meticulously with a vacuum cleaner after each sanding, including any dust traps (skirting, radiators, pipes, window sills, etc). Sand floor back to bare wood using appropriate system and abrasive grades, depending on condition of surface and wood species. Cracks of 2 mm wide or less should be filled with LIANFLOOR®* and sanding resumed with 80 or 100 grit paper depending on the last grit used. Finish with finishing grade up to grit No. 120 or 150 depending on the wood species and thickness of wear layer.

Sanding grades (change only one sanding grade at a time):

Coarse Grades			Medium Grades			Finishing Grades			
24	30	36	40	50	60	80	100	120	150

NEW WOOD SURFACES:

Degrease surface with denatured alcohol, acetone or similar solvent based product. Sand surface as instructed in "General Directions" above.

PREVIOUSLY TREATED SURFACES (OILED AND IN GOOD CONDITION):

Clean floor meticulously with SPACENETT®*. Repeat procedure if required. Sand floor with a fine grade abrasive (grit No 150 to 200). Clean meticulously with a vacuum cleaner.

PREVIOUSLY TREATED SURFACES (OILED AND IN POOR CONDITION OR POLISHED):

Previously oiled or polished surfaces should be dry stripped with CDKP® 90*. If, after stripping with CDKP® 90*, the surface is in good condition and does not require sanding, neutralise with denatured alcohol, acetone, white (mineral) spirit or similar solvent based product before applying finish. If sanding is required, proceed as instructed in "General Directions".

PREVIOUSLY TREATED SURFACES (PAINT, STAIN, VARNISH...):

Remove existing finish by sanding or stripping with CDKP® 90*. If, after stripping with CDKP® 90*, the surface is in good condition and does not require sanding, neutralise with denatured alcohol, acetone, white (mineral) spirit or similar solvent based product before applying finish. If sanding is required after stripping with CDKP® 90* or removal of finish is done by sanding, proceed as instructed in "General Directions".

Application

- Apply 1 or 2 coats of OLÉOFLOOR® NATURAL depending on type of wood and foot traffic.
- Facing the light and starting opposite the door so as to work towards it, apply a first even and generous coat of OLÉOFLOOR® NATURAL.
- Start at the edge then do the entire surface, working in areas of 2 m by 2 m.
- Allow to dry for 4 hours depending on the ambient conditions.
- Apply 2nd coat if required.
- Do not leave more than 12 hours between application of the 1st and 2nd coat.
- Always maintain a wet edge to avoid overlaps.

Recommendations after application

- Wait at least 24 hours before replacing any furniture. Protect base of feet with soft pads.
- DO NOT cover oiled floors with carpets or protective covers for a minimum of 15 days after application of OLÉOFLOOR® NATURAL.

Coverage

15-20 m²/L per coat.
Actual coverage will vary depending on method of application, texture and porosity of surface.

Cleaning and Maintenance

CLEANING:

- Regularly clean the floor with a brush or vacuum cleaner.
- For the first 15 days, OLÉOFLOOR® NATURAL may be cleaned with SOAPCLEAN®* and a very well wrung out mop, there after clean with SOAPCLEAN®* in the normal manner.
- DO NOT clean OLÉOFLOOR® NATURAL with SPACENETT®*, accept where directed to do so under "Maintenance".

MAINTENANCE:

Total restoration:

- Clean floor meticulously with SPACENETT®*.
- Sand the area with a fine grade abrasive (grit No 150).
- Clean meticulously with a vacuum cleaner.
- Apply a thin coat of OLÉOFLOOR® NATURAL to protect and restore the look of the floor.

Patch repairs:

- Depending on the level of wear and tear to the original coat, localised touch-ups are possible.
- Clean surface thoroughly. Ideally with SPACENETT®*.
 - Sand the area with a fine grade abrasive (grit No 150).
 - Clean meticulously with a vacuum cleaner.
 - Apply a thin coat of OLÉOFLOOR® NATURAL blending in to areas which still have a good lustre.
 - For badly worn areas a 2nd thin application may be required; this should be applied as directed under "Application" instructions above.
 - Areas retaining a good finish do not need a maintenance application.

Clean-up

Soap and water.

Storage

Store away from frost and high temperatures.

General information

Every care is taken to ensure that the information provided in this technical data sheet is accurate. OWATROL International is unable to guarantee results as we have no control over the conditions under which our products are applied. For further advice and information please contact our technical department by email at info@owatrol.com or the local OWATROL Agent for your country. The information above is correct at the date of issue. All other OWATROL products named in this document, should be used as per label instructions and the technical data sheet.

Safety

Keep out of reach of children. If swallowed, do not induce vomiting; seek medical advice immediately and show the container or label. MSDS available at www.owatrol.pro

Issue date

February 2012.

* Same manufacturer

OWATROL INTERNATIONAL SLU
08011 Barcelona - Spain

T. +34 93 445 17 85 - F. +34 93 445 17 80

OLÉOFLOOR® NATURAL is a trademark



Find all our solutions:

www.owatrol.pro